

Zap-Ox

The multipurpose stain remover



Zap-ox is the ultimate nano-technological stain remover. Its ability to remove gas stains generated by polymers, rust, oxidation, weld discoloration, scales, build-up is unmatched.

ZAP-OX is the true alternative to the use of abrasive cleaning solvents or risky mechanical operations.

- Very easy to use
- Time spent cleaning a mold is considerably reduced
- Does not etch the surface of treated metals
- Brings metal back to its original state
- Does not contain chlorinates, caustic substances, it is operator friendly and not toxic
- Safe to use on all metal surfaces
- Contains minimal part of synthetic silica powder, it is therefore not recommend to be used on highly polished surfaces (mirror polish) or on textured surfaces.

Note: Zap-Ox will remove NanoMoldCoating™

Product name	Part number	Package size	Container	Package quantity	Shel life
Zap-ox	ZO - 1	455 gr	Bottle	1	30 mesi
Zap-ox	ZO - 12	455 gr	Bottle	Case of 12	30 mesi



Application Procedure

There are two different ways to apply ZAP-OX

1. Scrubbling

- Shake the bottle before use
- Apply a thin layer of cream to the affected surface and leave it for two minutes
- The product can be spread by hand, with a rag/cloth or with a brush
- Scrub the product with your finger or with a cloth until rust, stains and scales are completely removed
- Finally wipe away with a cloth, cleaner, degreaser or water
- If necessary, repeat the procedure on only the most stubborn areas




2. Without scrubbing

- Shake the bottle before use
- Apply a thin layer of product to the affected surface
- Let it sit for 5 minutes without scrubbing
- Finally wipe away with a cloth, cleaner, degreaser or water
- If necessary, repeat the procedure on only the most stubborn areas

NOTE: Critical applications

- **Highly polished surface:**
Zap-Ox is not recommend to be used on highly polished surfaces. It contains a minimal solid part of synthetic silica powder, if scrubbed can cause scratches on mirriori polished surfaces.
- **Textured surface:**
Zap-Ox can be used to clean textured surfaces. In this case the product must be rub gently, let it sit for 10-15 minutes without scrubbing it and then washed away with a cleaner or a wet cloth.
- **Hot surface:**
Zap-Ox can be used to clean hot surfaces, in this case you need to mix a light lubricant like a WD140 into the ZAP-OX to avoid that it dries out before it has time to work.

Examples of cleaning on mold plates



Specialty cleaner

Zap-Ox NG™

The Ultimate Stain Remover developed for polished surfaces



Zap-Ox NG™ is the ultimate stain remover specially developed to treat polished and textured surfaces. It is free of abrasive solid parts, so it guarantees excellent cleaning results without any risk of scratches.

There is no other cleaner that can remove rust, oxidation, build-up, weld discoloration and other stains like ZAP-OX NG. By just applying a thin coat of the cleaner onto the stained surface, ZAP-OX NG will work without etching the surface. Alternative products contain abrasive particles and require scrubbing to remove most stains.

- Unmatched stain and oxidation remover
- Brings metal back to its original state
- Works on all materials
- Non-caustic and operator friendly
- Non-grit formula specifically designed for polished and textured

Application procedure

You use it without scrubbing

Shake well before use it. Apply a thin layer of cream to the affected surface, then rub in gently around the layer of Zap-Ox NG on the whole area. Let it sit for **1 minute**. Finally wipe away gently the product with a cloth (without scrubbing), with a cleaner, degreaser or water.

If necessary, repeat the procedure on only the most stubborn areas.

Product name	Part number	Package Size	Container	Package quantity	Shelf life
Zap-ox NG	ZO - 1	192 Gr	Bottle	1	30 months
Zap-ox NG	ZO - 12	192 Gr	Bottle	Case of 12	30 months

